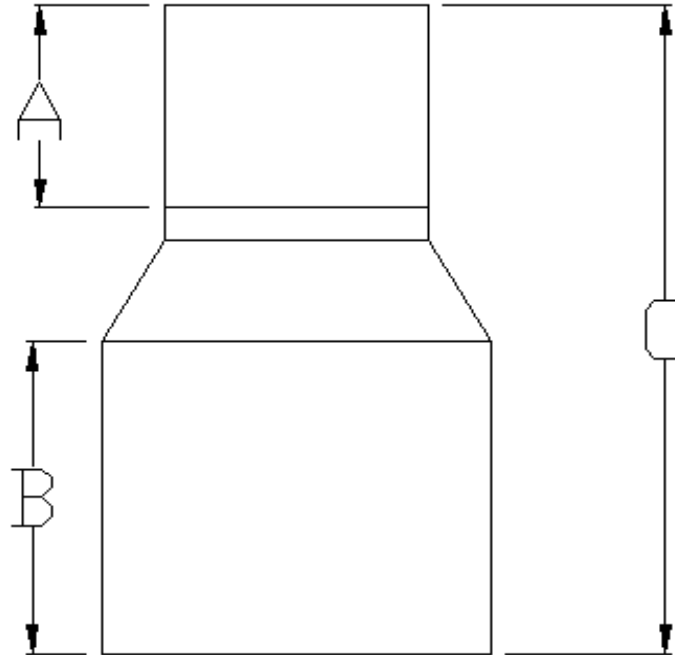


## **SPECIFIED FITTINGS, LLC**

**164 W. SMITH RD  
BELLINGHAM, WA 98226  
888-734-8846 (T)  
888-734-8258 (F)  
[spec@specfit.com](mailto:spec@specfit.com)**

**483 STEVENSVILLE AIRPORT RD.  
STEVENSVILLE, MT 59870  
406-777-3466 (T)  
406-777-7181 (F)  
[sales@specfit.com](mailto:sales@specfit.com)**

[www.specfit.com](http://www.specfit.com)



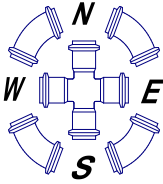
Description: IPS HDPE FABRICATED CONCENTRIC REDUCERS (PLAIN-ENDS)  
Material: HDPE  
Size: 3" - 26"  
CLASS 150, CLASS 200  
PSI RATINGS 150, 200

Version 1.5, Copyright 2017

### NOTE:

Fittings are manufactured and tested to the requirements of ASTM D3035, D3261, AWWA C901 or C906, and FM 1613. These fittings are tested to the requirements of ASTM D3261 and are compatible for heat fusion with any pipe and or fitting of compatible resin. Made from PE3408/3608 or PE4710 material. All raw material shall comply with NSF-61. Other OD's, SDR's and Pressure Ratings available upon request. Per FM 1613 and AWWA C906, the working pressure rating equals the pressure class with an allowance included in the WPR for pressure surge.  
FOR DISCLAIMER REFER TO FM DIMENSION CATALOG.

PAGE #33



# SPECIFIED FITTINGS, LLC

**164 W. SMITH RD**  
**BELLINGHAM, WA 98226**  
**888-734-8846 (T)**  
**888-734-8258 (F)**  
[spec@specfit.com](mailto:spec@specfit.com)

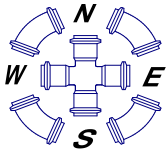
**483 STEVENSVILLE AIRPORT RD.**  
**STEVENSVILLE, MT 59870**  
**406-777-3466 (T)**  
**406-777-7181 (F)**  
[sales@specfit.com](mailto:sales@specfit.com)

[www.specfit.com](http://www.specfit.com)

## IPS HDPE FABRICATED CONCENTRIC REDUCER DIMENSION CHART

SIZE	A	B	C	PRESSURE	
				CLASS	PART #
3X2	2.75	3	8	150	HDS60032FM150
3X2	3	3	7	200	HDS60032FM200
4X2	2.75	3	7.75	150	HDS60042FM150
4X2	3	3	7.5	200	HDS60042FM200
4X3	3	3	8	150	HDS60043FM150
4X3	3	3	7	200	HDS60043FM200
5X2	4.25	6.75	13	150	HDS60052FM150
5X2	4.25	6.75	13	200	HDS60052FM200
5X3	4.25	6.75	13	150	HDS60053FM150
5X3	4.25	6.75	13	200	HDS60053FM200
5X4	4.75	7	13.75	150	HDS60054FM150
5X4	4.75	7	13.75	200	HDS60054FM200
6X2	2.75	4	14	150	HDS60062FM150
6X2	3	3	11.5	200	HDS60062FM200
6X3	3	4	14.25	150	HDS60063FM150
6X3	3	3	11	200	HDS60063FM200
6X4	4	4	11.5	150	HDS60064FM150
6X4	3	3	8	200	HDS60064FM200
6X5	6.75	7	15.75	150	HDS60065FM150
6X5	6.75	7	15.75	200	HDS60065FM200
8X2	2.75	7.5	21.75	150	HDS60082FM150
8X2	3	7.5	21.75	200	HDS60082FM200
8X3	3	7.5	22	150	HDS60083FM150
8X3	3	7.5	19.75	200	HDS60083FM200
8X4	4	7.5	18.5	150	HDS60084FM150
8X4	3	7.5	16.25	200	HDS60084FM200
8X5	6.75	7.5	18	150	HDS60085FM150
8X5	6.75	7.5	18	200	HDS60085FM200

SIZE	A	B	C	PRESSURE	
				CLASS	PART #
8X6	4.5	4.25	11.5	150	HDS60086FM150
8X6	4.5	4.25	11.5	200	HDS60086FM200
10X2	2.75	7.5	23.75	150	HDS600102FM150
10X2	3	7.5	22	200	HDS600102FM200
10X3	3	7.5	23.75	150	HDS600103FM150
10X3	3	7.5	21.5	200	HDS600103FM200
10X4	4	7.5	20.5	150	HDS600104FM150
10X4	3	7.5	20.5	200	HDS600104FM200
10X5	6.75	7.5	21.75	150	HDS600105FM150
10X5	6.75	7.5	21.75	200	HDS600105FM200
10X6	6.75	7.5	18.75	150	HDS600106FM150
10X6	6.75	7.5	18.75	200	HDS600106FM200
10X8	7.25	7.5	17.5	150	HDS600108FM150
10X8	7.25	7.5	17.5	200	HDS600108FM200
12X2	2.75	11	32.5	150	HDS600122FM150
12X2	3	11	31	200	HDS600122FM200
12X3	3	11	32.5	150	HDS600123FM150
12X3	3	11	30.5	200	HDS600123FM200
12X4	4	11	28.25	150	HDS600124FM150
12X4	3	11	26	200	HDS600124FM200
12X5	6.75	11	27	150	HDS600125FM150
12X5	6.75	11	27	200	HDS600125FM200
12X6	6.75	11	26	150	HDS600126FM150
12X6	6.75	11	26	200	HDS600126FM200
12X8	7.25	11	22.75	150	HDS600128FM150
12X8	7.25	11	22.75	200	HDS600128FM200
12X10	7	11	20.75	150	HDS6001210FM150
12X10	7	11	20.75	200	HDS6001210FM200



# SPECIFIED FITTINGS, LLC

**164 W. SMITH RD  
BELLINGHAM, WA 98226**

**888-734-8846 (T)**

**888-734-8258 (F)**

[spec@specfit.com](mailto:spec@specfit.com)

**483 STEVENSVILLE AIRPORT RD.**

**STEVENSVILLE, MT 59870**

**406-777-3466 (T)**

**406-777-7181 (F)**

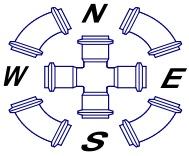
[sales@specfit.com](mailto:sales@specfit.com)

[www.specfit.com](http://www.specfit.com)

## IPS HDPE FABRICATED CONCENTRIC REDUCER DIMENSION CHART

SIZE	A	B	C	PRESSURE	
				CLASS	PART #
14X2	2.75	11	35.5	150	HDS600142FM150
14X2	3	11	34	200	HDS600142FM200
14X3	3	11	35.5	150	HDS600143FM150
14X3	3	11	33.5	200	HDS600143FM200
14X4	4	11	31.25	150	HDS600144FM150
14X4	3	11	29	200	HDS600144FM200
14X5	6.75	11	32.5	150	HDS600145FM150
14X5	6.75	11	32.5	200	HDS600145FM200
14X6	6.75	11	27.25	150	HDS600146FM150
14X6	6.75	11	27.25	200	HDS600146FM200
14X8	7.25	11	26	150	HDS600148FM150
14X8	7.25	11	26	200	HDS600148FM200
14X10	7.5	11	21.75	150	HDS6001410FM150
14X10	7.5	11	21.75	200	HDS6001410FM200
14X12	8.5	11	21.5	150	HDS6001412FM150
14X12	8.5	11	21.5	200	HDS6001412FM200
16X2	2.75	11	37.25	150	HDS600162FM150
16X2	3	11	35.5	200	HDS600162FM200
16X3	3	11	37.25	150	HDS600163FM150
16X3	3	11	35	200	HDS600163FM200
16X4	4	11	33	150	HDS600164FM150
16X4	3	11	30.5	200	HDS600164FM200
16X5	6.75	11	34.25	150	HDS600165FM150
16X5	6.75	11	34.25	200	HDS600165FM200
16X6	6.625	11	32.25	150	HDS600166FM150
16X6	6.625	11	32.25	200	HDS600166FM200
16X8	7.25	11	31.25	150	HDS600168FM150
16X8	7.25	11	31.25	200	HDS600168FM200

SIZE	A	B	C	PRESSURE	
				CLASS	PART #
16X10	7	11	23.5	150	HDS6001610FM150
16X10	7	11	23.5	200	HDS6001610FM200
16X12	8.5	11	23.25	150	HDS6001612FM150
16X12	8.5	11	23.25	200	HDS6001612FM200
16X14	8.5	11	22.25	150	HDS6001614FM150
16X14	8.5	11	22.25	200	HDS6001614FM200
18X2	2.75	12	43.5	150	HDS600182FM150
18X2	3	12	42	200	HDS600182FM200
18X3	3	12	43.5	150	HDS600183FM150
18X3	3	12	41.5	200	HDS600183FM200
18X4	4	12	39.25	150	HDS600184FM150
18X4	3	12	37	200	HDS600184FM200
18X5	6.75	12	37	150	HDS600185FM150
18X5	6.75	12	37	200	HDS600185FM200
18X6	6.75	12	36	150	HDS600186FM150
18X6	6.75	12	36	200	HDS600186FM200
18X8	7.25	12	30.25	150	HDS600188FM150
18X8	7.25	12	30.25	200	HDS600188FM200
18X10	7	12	28.25	150	HDS6001810FM150
18X10	7	12	28.25	200	HDS6001810FM200
18X12	8.5	12	26	150	HDS6001812FM150
18X12	8.5	12	26	200	HDS6001812FM200
18X14	8.5	12	25	150	HDS6001814FM150
18X14	8.5	12	25	200	HDS6001814FM200
18x16	8.5	12	23.25	150	HDS6001816FM150
18X16	8.5	12	23.25	200	HDS6001816FM200
20X2	2.75	12	47.25	150	HDS600202FM150
20X2	3	12	45.5	200	HDS600202FM200



# SPECIFIED FITTINGS, LLC

**164 W. SMITH RD**  
**BELLINGHAM, WA 98226**  
**888-734-8846 (T)**  
**888-734-8258 (F)**  
[spec@specfit.com](mailto:spec@specfit.com)

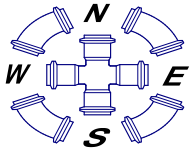
**483 STEVENSVILLE AIRPORT RD.**  
**STEVENSVILLE, MT 59870**  
**406-777-3466 (T)**  
**406-777-7181 (F)**  
[sales@specfit.com](mailto:sales@specfit.com)

[www.specfit.com](http://www.specfit.com)

## IPS HDPE FABRICATED CONCENTRIC REDUCER DIMENSION CHART

SIZE	A	B	C	PRESSURE	
				CLASS	PART #
20X3	3	12	47.25	150	HDS600203FM150
20X3	3	12	45	200	HDS600203FM200
20X4	4	12	43	150	HDS600204FM150
20X4	3	12	40.5	200	HDS600204FM200
20X5	6.75	12	44.25	150	HDS600205FM150
20X5	6.75	12	44.25	200	HDS600205FM200
20X6	6.75	12	38.75	150	HDS600206FM150
20X6	6.75	12	38.75	200	HDS600206FM200
20X8	7.25	12	36.5	150	HDS600208FM150
20X8	7.25	12	36.5	200	HDS600208FM200
20X10	7.5	12	30	150	HDS6002010FM150
20X10	7.5	12	30	200	HDS6002010FM200
20X12	8.5	12	29.75	150	HDS6002012FM150
20X12	8.5	12	29.75	200	HDS6002012FM200
20X14	8.5	12	26.75	150	HDS6002014FM150
20X14	8.5	12	26.75	200	HDS6002014FM200
20X16	8.5	12	25	150	HDS6002016FM150
20X16	8.5	12	25	200	HDS6002016FM200
20X18	9.5	12	24.25	150	HDS6002018FM150
20X18	9.5	12	24.25	200	HDS6002018FM200
24X2	2.75	12	54.25	150	HDS600242FM150
24X2	3	12	52.75	200	HDS600242FM200
24X3	3	12	54.25	150	HDS600243FM150
24X3	3	12	52.25	200	HDS600243FM200
24X4	4	12	50	150	HDS600244FM150
24X4	3	12	47.75	200	HDS600244FM200
24X5	6.75	12	47.75	150	HDS600245FM150
24X5	6.75	12	47.75	200	HDS600245FM200

SIZE	A	B	C	PRESSURE	
				CLASS	PART #
24X6	6.75	12	46.75	150	HDS600246FM150
24X6	6.75	12	46.75	200	HDS600246FM200
24X8	7.25	12	40	150	HDS600248FM150
24X8	7.25	12	40	200	HDS600248FM200
24X10	7.5	12	38	150	HDS6002410FM150
24X10	7.5	12	38	200	HDS6002410FM200
24X12	8.5	12	33.25	150	HDS6002412FM150
24X12	8.5	12	33.25	200	HDS6002412FM200
24X14	8.5	12	32.25	150	HDS6002414FM150
24X14	8.5	12	32.25	200	HDS6002414FM200
24X16	8.5	12	30.5	150	HDS6002416FM150
24X16	8.5	12	30.5	200	HDS6002416FM200
24X18	9.5	12	27.75	150	HDS6002418FM150
24X18	9.5	12	27.75	200	HDS6002418FM200
24X20	9.5	12	26	150	HDS6002420FM150
24X20	9.5	12	26	200	HDS6002420FM200
24X22	9.5	12	24.25	150	HDS6002422FM150
24X22	9.5	12	24.25	200	HDS6002422FM200
26X2	2.75	16	63.75	150	HDS600262FM150
26X2	3	16	63.5	200	HDS600262FM200
26X3	3	16	64	150	HDS600263FM150
26X3	3	16	64	200	HDS600263FM200
26X4	4	16	59.75	150	HDS600264FM150
26X4	3	16	57.25	200	HDS600264FM200
26X5	6.625	16	61	150	HDS600265FM150
26X5	6.625	16	61	200	HDS600265FM200
26X6	6.625	16	54.5	150	HDS600266FM150
26X6	6.625	16	54.5	200	HDS600266FM200



# **SPECIFIED FITTINGS, LLC**

**164 W. SMITH RD  
BELLINGHAM, WA 98226**

**888-734-8846 (T)**

**888-734-8258 (F)**

[spec@specfit.com](mailto:spec@specfit.com)

**483 STEVENSVILLE AIRPORT RD.**

**STEVENSVILLE, MT 59870**

**406-777-3466 (T)**

**406-777-7181 (F)**

[sales@specfit.com](mailto:sales@specfit.com)

[www.specfit.com](http://www.specfit.com)

## IPS HDPE FABRICATED CONCENTRIC REDUCER DIMENSION CHART

SIZE	A	B	C	PRESSURE	
				CLASS	PART #
26X8	7.125	16	53.25	150	HDS600268FM150
26X8	7.125	16	53.25	200	HDS600268FM200
26X10	7	16	45.75	150	HDS6002610FM150
26X10	7	16	45.75	200	HDS6002610FM200
26X12	8.5	16	45.5	150	HDS6002612FM150
26X12	8.5	16	45.5	200	HDS6002612FM200
26X14	8.5	16	38	150	HDS6002614FM150
26X14	8.5	16	38	200	HDS6002614FM200
26X16	8.5	16	36.25	150	HDS6002616FM150
26X16	8.5	16	36.25	200	HDS6002616FM200
26X18	9.5	16	35.5	150	HDS6002618FM150
26X18	9.5	16	35.5	200	HDS6002618FM200
26X20	9.5	16	31.75	150	HDS6002620FM150
26X20	9.5	16	31.75	200	HDS6002620FM200
26X22	9.5	16	30	150	HDS6002622FM150
26X22	9.5	16	30	200	HDS6002622FM200
26X24	9.5	16	28.25	150	HDS6002624FM150
26X24	9.5	16	28.25	200	HDS6002624FM200